


Introductory sub-table (I)(a)


Name of the Company: INDIA MOTOR PARTS & ACCESSORIES LIMITED			
Scrip Code, Name of the scrip, class of security: IMPAL, EQUITY			
Quarter ended: 31st December 2012			
Partly paid-up shares:-	No. of partly paid-up shares	As a % of total no. of partly paid-up shares	As a % of total no. of shares of the company
Held by promoter/promoter group	0	0	0
Held by public	0	0	0
Total	0	0	0
Outstanding convertible securities:-	No. of outstanding securities	As a % of total no. of outstanding convertible securities	As a % of total no. of shares of the company, assuming full conversion of the convertible securities
Held by promoter/promoter group	0	0	0
Held by public	0	0	0
Total	0	0	0
Warrants:-	No. of warrants	As a % of total no. of warrants	As a % of total no. of shares of the company, assuming full conversion of warrants
Held by promoter/promoter group	0	0	0
Held by public	0	0	0
Total	0	0	0
Total paid-up capital of the company, assuming full conversion of warrants and convertible securities		8319575	



Signature

Statement Showing Shareholding Pattern

Category code	Category of Shareholder	Number of Shareholders	Table (I)(a)		Total shareholding as a percentage of total number of shares		Shares Pledged or otherwise encumbered	
			Total number of shares	Number of shares held in dematerialized form	As a percentage of (A+B) ¹	As a percentage of (A+B+C)	Number of shares	As a percentage
			(IV)	(V)	(VI)	(VII)	(VIII)	(IX)= (VIII)/(IV)*100
(A)	Shareholding of Promoter and							
1	Indian							
(a)	Individuals/ Hindu Undivided Family	30	605840	605840	7.28	7.28	0	0.00
(b)	Central Government/ State Government(s)	0	0	0	0.00	0.00	0	0.00
(c)	Bodies Corporate	9	1933432	1933432	23.24	23.24	0	0.00
(d)	Financial Institutions/ Banks	0	0	0	0.00	0.00	0	0.00
(e)	Any Others(Specify)	0	0	0	0.00	0.00	0	0.00
							0	
	Sub Total(A)(1)	39	2539272	2539272	30.52	30.52	0	0.00
2	Foreign							
a	Individuals (Non-Residents Individuals/ Foreign Individuals)	1	1312	1312	0.02	0.02	0	0.00
b	Bodies Corporate	0	0	0	0.00	0.00	0	0.00
c	Institutions	0	0	0	0.00	0.00	0	0.00
d	Qualified Foreign Investor	0	0	0	0.00	0.00	0	0.00
e	Any Others(Specify)	0	0	0	0.00	0.00	0	0.00
	Sub Total(A)(2)	1	1312	1312	0.02	0.02	0	0.00
	Total Shareholding of Promoter	40	2540584	2540584	30.54	30.54	0	0.00
(B)	Public shareholding							
1	Institutions							
(a)	Mutual Funds/ UTI	0	0	0	0.00	0.00	0	0.00
(b)	Financial Institutions / Banks	0	0	0	0.00	0.00	0	0.00
(c)	Central Government/ State Government(s)	0	0	0	0.00	0.00	0	0.00
(d)	Venture Capital Funds	0	0	0	0.00	0.00	0	0.00
(e)	Insurance Companies	0	0	0	0.00	0.00	0	0.00
(f)	Foreign Institutional Investors	2	400544	400544	4.81	4.81	0	0.00
(g)	Foreign Venture Capital Investors	0	0	0	0.00	0.00	0	0.00
(h)	Qualified Foreign Investor	0	0	0	0.00	0.00	0	0.00
(i)	Any Other (specify)	0	0	0	0.00	0.00	0	0.00
	Sub-Total (B)(1)	2	400544	400544	4.81	4.81	0	0.00




B 2	Non-institutions							
(a)	Bodies Corporate	126	1670810	1597346	20.08	20.08	0	0.00
(b)	Individuals				0.00	0.00		
I	Individuals -i. Individual shareholders holding nominal share capital up to Rs 1 lakh	6502	2733711	1909472	32.86	32.86	0	0.00
II	ii. Individual shareholders holding nominal share capital in excess of Rs. 1 lakh.	41	869192	569540	10.45	10.45	0	0.00
(c)	Qualified Foreign Investor	0	0	0	0.00	0.00	0	0.00
(d)	Any Other (specify)				0.00	0.00		
(d-i)	Clearing Members	14	916	916	0.01	0.01	0	0.00
(d-ii)	Hindu Undivided Families	105	52396	52396	0.63	0.63	0	0.00
(d-iii)	Non Resident Indians	59	24186	23154	0.29	0.29	0	0.00
(d-iv)	Trusts	3	850	850	0.01	0.01	0	0.00
(d-v)	India Motor Parts & Accessories Ltd - Unclaimed Securities Demat Suspense Account	1	26386	26386	0.32	0.32	0	0.00
	Sub-Total (B)(2)	6851	5378447	4180060	64.65	64.65	0	0.00
(B)	Total Public Shareholding (B)= (B)(1)+(B)(2)	6853	5778991	4580604	69.46	69.46	0	0.00
	TOTAL (A)+(B)	6893	8319575	7121188	100.00	100.00	0	
(C)	Shares held by Custodians and against which Depository Receipts have been issued							0.00
1	Promoter and Promoter Group	0	0	0	0	0.00	0	0.00
2	Public	0	0	0	0	0.00	0	0.00
	Sub-Total (C)	0	0	0	0	0	0	0.00
	GRAND TOTAL (A)+(B)+(C)	6893	8319575	7121188	0	100.00	0	0.00



Signature

(l)(b) Statement showing holding of securities (including shares, warrants, convertible securities) of persons belonging to the category "Promoter and Promoter Group"


Sr. No.	Name of the shareholder	Details of Shares held		Encumbered shares (*)			Details of warrants		Details of convertible securities		Total shares (including underlying shares assuming full conversion of warrants and convertible securities) as a % of diluted share capital
		Number of shares held	As a % of grand total (A)+(B)+(C)	No.	As a percentage	As a % of grand total (A)+(B)+(C) of sub-clause (I)(a)	Number of warrants held	As a % total number of warrants of the same class	Number of convertible securities held	As a % total number of convertible securities of the same class	
(I)	(II)	(III)	(IV)	(V)	(VI)=(V)/(III)*100	(VII)	(VIII)	(IX)	(X)	(XI)	(XII)
1	T V SUNDRAM IYENGAR AND SONS LIMITED	1819432	21.87	0	0.00	0.00	0	0	0	0	21.87
2	S RAM	115168	1.38	0	0.00	0.00	0	0	0	0	1.38
3	SRIKANTH RAMANUJAM	57248	0.69	0	0.00	0.00	0	0	0	0	0.69
4	SILVER OAK HOLDINGS PRIVATE LIMITED	56000	0.67	0	0.00	0.00	0	0	0	0	0.67
5	ARJUN RANGARAJAN	48874	0.59	0	0.00	0.00	0	0	0	0	0.59
6	NIVEDITA RAM	46514	0.56	0	0.00	0.00	0	0	0	0	0.56
7	GITA RAM	46096	0.55	0	0.00	0.00	0	0	0	0	0.55
8	SRIKANTH RAMANUJAM	45310	0.54	0	0.00	0.00	0	0	0	0	0.54
9	RAGHUVAMSA HOLDINGS PRIVATE LIMITED	32000	0.38	0	0.00	0.00	0	0	0	0	0.38
10	S. VIJI	31252	0.38	0	0.00	0.00	0	0	0	0	0.38
11	SRIRAM VIJI	28516	0.34	0	0.00	0.00	0	0	0	0	0.34
12	HARSHA VIJI	28514	0.34	0	0.00	0.00	0	0	0	0	0.34
13	SRIVATS RAM	28412	0.34	0	0.00	0.00	0	0	0	0	0.34
14	CHITRA VIJI	26504	0.32	0	0.00	0.00	0	0	0	0	0.32
15	S. RAM	19900	0.24	0	0.00	0.00	0	0	0	0	0.24
16	PREMA RAMNUJAM	19084	0.23	0	0.00	0.00	0	0	0	0	0.23
17	S. VIJI	14312	0.17	0	0.00	0.00	0	0	0	0	0.17
18	DAYA AMBIRAJAN	8688	0.10	0	0.00	0.00	0	0	0	0	0.10
19	CHITRA VIJI	8000	0.10	0	0.00	0.00	0	0	0	0	0.10
20	ALLEGRO HOLDINGS PRIVATE LIMITED	8000	0.10	0	0.00	0.00	0	0	0	0	0.10
21	VIJAYA RANGARAJAN	7288	0.09	0	0.00	0.00	0	0	0	0	0.09



Signature

Sr.	Name of the shareholder	Details of Shares held		Encumbered shares (*)			Details of warrants		Details of convertible securities		Total shares (including underlying shares assuming full conversion of warrants and convertible securities) as a % of diluted share capital
		Number of shares held	As a % of grand total (A) +(B) +(C)	No.	As a percentage	As a % of grand total (A)+(B)+(C) of sub-clause (l)(a)	Number of warrants held	As a % total number of warrants of the same class	Number of convertible securities held	As a % total number of convertible securities of the same class	
22	ANUPAMA LAKSHMI RANGARAJAN	6640	0.08	0	0.00	0.00	0	0	0	0	0.08
23	PADMALAKSHMI HOLDINGS PRIVATE LIMITED	6000	0.07	0	0.00	0.00	0	0	0	0	0.07
24	SUMANTH RAMANUJAM	4504	0.05	0	0.00	0.00	0	0	0	0	0.05
25	MAHAM HOLDINGS PRIVATE LIMITED	4000	0.05	0	0.00	0.00	0	0	0	0	0.05
26	REVATHI HOLDINGS PRIVATE LIMITED	4000	0.05	0	0.00	0.00	0	0	0	0	0.05
27	RUPA SRIKANTH	3600	0.04	0	0.00	0.00	0	0	0	0	0.04
28	ROHINI HOLDINGS PRIVATE LIMITED	3000	0.04	0	0.00	0.00	0	0	0	0	0.04
29	ARUNA SANKARANARAYANAN	2492	0.03	0	0.00	0.00	0	0	0	0	0.03
30	R. RAMANUJAM	1944	0.02	0	0.00	0.00	0	0	0	0	0.02
31	S. VIJI (HUF)	1760	0.02	0	0.00	0.00	0	0	0	0	0.02
32	ANANTH RAMANUJAM	1312	0.02	0	0.00	0.00	0	0	0	0	0.02
33	DEEPA RAMAPRASAD	1200	0.01	0	0.00	0.00	0	0	0	0	0.01
34	ROHINI HOLDINGS PRIVATE LTD	1000	0.01	0	0.00	0.00	0	0	0	0	0.01
35	ADITYA S. RAMANUJAM	800	0.01	0	0.00	0.00	0	0	0	0	0.01
36	TULSI S. RAMANUJAM (MINOR)	800	0.01	0	0.00	0.00	0	0	0	0	0.01
37	SANJANA TARA RAMANUJAM	800	0.01	0	0.00	0.00	0	0	0	0	0.01
38	SRIVATS RAM	732	0.01	0	0.00	0.00	0	0	0	0	0.01
39	SRIVATS RAM (HUF)	488	0.01	0	0.00	0.00	0	0	0	0	0.01
40	R. RAMANUJAM	400	0.00	0	0.00	0.00	0	0	0	0	0.00
	TOTAL	2540584	30.54	0	0.00	0.00	0	0	0	0	30.54

(*) The term "encumbrance" has the same meaning as assigned to it in regulation 28(3) of the SAST Regulations, 2009.



(I)(c)(i) Statement showing holding of securities (including shares, warrants, convertible securities) of persons belonging to the category "Public" and holding more than 1% of the total number of shares

Sr. No.	Name of the shareholder	Number of shares held	Shares as a percentage of total number of shares (i.e., Grand Total (A)+(B)+(C) indicated in Statement at para (I)(a) above)	Details of warrants		Details of convertible securities		Total shares (including underlying shares assuming full conversion of warrants and convertible securities) as a % of diluted share capital
				Number of warrants held	As a % total number of warrants of the same class	Number of convertible securities held	% w.r.t total number of convertible securities of the same class	
1	SUNDARAM FINANCE LIMITED	1470784	17.68	0	0	0	0	17.68
2	EAST SAIL	317529	3.82	0	0	0	0	3.82
3	PARI WASHINGTON COMPANY PVT. LTD. A/C PARI WASHINGTON INDIA MASTER FUND, LTD.	83015	1.00	0	0	0	0	1.00
TOTAL		1871328	22.49	0	0	0	0	21.50



Signature

(1)(c)(ii) Statement showing holding of securities (including shares, warrants, convertible securities) of persons (together with PAC) belonging to the category "Public" and holding more than 5% of the total number of shares of the company

Sr. No.	Name(s) of the shareholder(s) and the Persons Acting in Concert (PAC) with them	Number of shares	Shares as a percentage of total number of shares (i.e., Grand Total (A)+(B)+(C) indicated in Statement at para (1)(a) above)	Details of warrants		Details of convertible securities		Total shares (including underlying shares assuming full conversion of warrants and convertible securities) as a % of diluted share capital
				Number of warrants	As a % total number of warrants of the same class	Number of convertible securities held	% w.r.t total number of convertible securities of the same class	
1	SUNDARAM FINANCE LIMITED	1470784	17.68	0	0	0	0	17.68
TOTAL		1470784	17.68	0	0	0	0	17.68



Signature

(II)(a) Statement showing details of Depository Receipts (DRs)

Sr. No.	Type of outstanding DR (ADRs, GDRs, SDRs, etc.)	Number of outstanding DRs	Number of shares underlying outstanding DRs	Shares underlying outstanding DRs as a percentage of total number of shares {i.e., Grand Total (A)+(B)+(C) indicated in Statement at para (I)(a) above}
	NIL	NIL	NIL	NIL
TOTAL		0	0	0.00



Signature

(III) (a) Statement showing voting pattern of shareholders, if more than one class of shares / securities is issued by the issuer

Category code	Category of shareholder	Number of voting Rights Total Voting			Total Voting rights i.e. (VI)		
		each class of securities	Class X	Class Y		Class Z	As a percentage of (A+B)
(I)	(II)	(III)	(IV)	(V)	(VI)	(VII)	(VIII)

(NOT APPLICABLE)



[Handwritten signature]