

Introductory sub-table (I)(a)

| | | | |
|--|--------------------------------------|--|---|
| Name of the Company: INDIA MOTOR PARTS & ACCESSORIES LIMITED | | | |
| Scrip Code, Name of the scrip, class of security: IMPAL, EQUITY | | | |
| Quarter ended: 30th June 2012 | | | |
| Partly paid-up shares:- | No. of partly paid-up shares | As a % of total no. of partly paid-up shares | As a % of total no. of shares of the company |
| Held by promoter/promoter group | 0 | 0 | 0 |
| Held by public | 0 | 0 | 0 |
| Total | 0 | 0 | 0 |
| Outstanding convertible securities:- | No. of outstanding securities | As a % of total no. of outstanding convertible securities | As a % of total no. of shares of the company, assuming full conversion of the convertible securities |
| Held by promoter/promoter group | 0 | 0 | 0 |
| Held by public | 0 | 0 | 0 |
| Total | 0 | 0 | 0 |
| Warrants:- | No. of warrants | As a % of total no. of warrants | As a % of total no. of shares of the company, assuming full conversion of warrants |
| Held by promoter/promoter group | 0 | 0 | 0 |
| Held by public | 0 | 0 | 0 |
| Total | 0 | 0 | 0 |
| Total paid-up capital of the company, assuming full conversion of warrants and convertible securities | | 4159800 | |


For INDIA MOTOR PARTS & ACCESSORIES LIMITED

[Signature]
Company Secretary





| Statement Showing Shareholding Pattern | | | | | | | | |
|--|--|------------------------|------------------------|--|--|----------------------------|--|--------------------------|
| Category code | Category of Shareholder | Number of Shareholders | Table (I)(a) | | Total shareholding as a percentage of total number of shares | | Shares Pledged or otherwise encumbered | |
| | | | Total number of shares | Number of shares held in dematerialized form | As a percentage of (A+B) ¹ | As a percentage of (A+B+C) | Number of shares | As a percentage |
| (I) | (II) | (III) | (IV) | (V) | (VI) | (VII) | (VIII) | (IX)= (VIII)/(IV)*100 |
| (A) | Shareholding of Promoter and | | | | | | | |
| 1 | Indian | | | | | | | |
| (a) | Individuals/ Hindu Undivided Family | | | | | | | |
| | | 30 | 302920 | 302920 | 7.28 | 7.28 | 0 | 0.00 |
| (b) | Central Government/ State Government(s) | 0 | 0 | 0 | 0.00 | 0.00 | 0 | 0.00 |
| (c) | Bodies Corporate | 9 | 966716 | 966716 | 23.24 | 23.24 | 0 | 0.00 |
| (d) | Financial Institutions/ Banks | 0 | 0 | 0 | 0.00 | 0.00 | 0 | 0.00 |
| (e) | Any Others(Specify) | 0 | 0 | 0 | 0.00 | 0.00 | 0 | 0.00 |
| | | | | | | | 0 | |
| | Sub Total(A)(1) | 39 | 1269636 | 1269636 | 30.52 | 30.52 | 0 | 0.00 |
| 2 | Foreign | | | | | | | |
| a | Individuals (Non-Residents Individuals/ Foreign Individuals) | 1 | 656 | 656 | 0.02 | 0.02 | 0 | 0.00 |
| b | Bodies Corporate | 0 | 0 | 0 | 0.00 | 0.00 | 0 | 0.00 |
| c | Institutions | 0 | 0 | 0 | 0.00 | 0.00 | 0 | 0.00 |
| d | Qualified Foreign Investor | 0 | 0 | 0 | 0.00 | 0.00 | 0 | 0.00 |
| e | Any Others(Specify) | 0 | 0 | 0 | 0.00 | 0.00 | 0 | 0.00 |
| | | | | | | | | |
| | Sub Total(A)(2) | 1 | 656 | 656 | 0.02 | 0.02 | 0 | 0.00 |
| | Total Shareholding of Promoter | 40 | 1270292 | 1270292 | 30.54 | 30.54 | 0 | 0.00 |

| | | | | | | | | |
|------------|---|-------------|----------------|----------------|---------------|---------------|----------|-------------|
| B 2 | Non-institutions | | | | | | | |
| (a) | Bodies Corporate | 103 | 819952 | 782330 | 19.71 | 19.71 | 0 | 0.00 |
| (b) | Individuals | | | | 0.00 | 0.00 | | |
| I | Individuals -i. Individual shareholders holding nominal share capital up to Rs 1 lakh | 6171 | 1608044 | 1086825 | 38.66 | 38.66 | 0 | 0.00 |
| II | ii. Individual shareholders holding nominal share capital in excess of Rs. 1 lakh. | 12 | 197872 | 123032 | 4.76 | 4.76 | 0 | 0.00 |
| (c) | Qualified Foreign Investor | 0 | 0 | 0 | 0.00 | 0.00 | 0 | 0.00 |
| (d) | Any Other (specify) | | | | 0.00 | 0.00 | | |
| (d-i) | Clearing Members | 9 | 521 | 521 | 0.01 | 0.01 | 0 | 0.00 |
| (d-ii) | Hindu Undivided Families | 87 | 26297 | 26297 | 0.63 | 0.63 | 0 | 0.00 |
| (d-iii) | Non Resident Indians | 46 | 28403 | 11887 | 0.68 | 0.68 | 0 | 0.00 |
| (d-iv) | Trusts | 1 | 200 | 200 | 0.00 | 0.00 | 0 | 0.00 |
| | Sub-Total (B)(2) | 6429 | 2681289 | 2031092 | 64.46 | 64.46 | 0 | 0.00 |
| (B) | Total Public Shareholding (B)= (B)(1)+(B)(2) | 6432 | 2889508 | 2239311 | 69.46 | 69.46 | 0 | 0.00 |
| | TOTAL (A)+(B) | 6472 | 4159800 | 3509603 | 100.00 | 100.00 | 0 | |
| (C) | Shares held by Custodians and against which Depository Receipts have been issued | | | | | | | 0.00 |
| 1 | Promoter and Promoter Group | 0 | 0 | 0 | 0 | 0.00 | 0 | 0.00 |
| 2 | Public | 0 | 0 | 0 | 0 | 0.00 | 0 | 0.00 |
| | Sub-Total (C) | 0 | 0 | 0 | 0 | 0 | 0 | 0.00 |
| | GRAND TOTAL (A)+(B)+(C) | 6472 | 4159800 | 3509603 | | 100.00 | 0 | 0.00 |
| | | | | | | | | |
| | | | | | | | | |
| | | | | | | | | |



(I)(b) Statement showing holding of securities (including shares, warrants, convertible securities) of persons belonging to the category "Promoter and Promoter Group"

| Sr. No. | Name of the shareholder | Details of Shares held | | Encumbered shares (*) | | | Details of warrants | | Details of convertible securities | | Total shares (including underlying shares assuming full conversion of warrants and convertible securities) as a % of diluted share capital |
|---------|--------------------------------------|------------------------|-----------------------------------|-----------------------|--------------------|--|-------------------------|--|---------------------------------------|--|--|
| | | Number of shares held | As a % of grand total (A)+(B)+(C) | No. | As a percentage | As a % of grand total (A)+(B)+(C) of sub-clause (I)(a) | Number of warrants held | As a % of total number of warrants of the same class | Number of convertible securities held | As a % of total number of convertible securities of the same class | |
| (I) | (II) | (III) | (IV) | (V) | (VI)=(V)/(III)*100 | (VII) | (VIII) | (IX) | (X) | (XI) | (XII) |
| 1 | T V SUNDRAM IYENGAR AND SONS LIMITED | 909716 | 21.87 | 0 | 0.00 | 0.00 | 0 | 0 | 0 | 0 | 21.87 |
| 2 | S RAM | 57584 | 1.38 | 0 | 0.00 | 0.00 | 0 | 0 | 0 | 0 | 1.38 |
| 3 | SRIKANTH RAMANUJAM | 28624 | 0.69 | 0 | 0.00 | 0.00 | 0 | 0 | 0 | 0 | 0.69 |
| 4 | SILVER OAK HOLDINGS PRIVATE LIMITED | 28000 | 0.67 | 0 | 0.00 | 0.00 | 0 | 0 | 0 | 0 | 0.67 |
| 5 | ARJUN RANGARAJAN | 24437 | 0.59 | 0 | 0.00 | 0.00 | 0 | 0 | 0 | 0 | 0.59 |
| 6 | NIVEDITA RAM | 23257 | 0.56 | 0 | 0.00 | 0.00 | 0 | 0 | 0 | 0 | 0.56 |
| 7 | GITA RAM | 23048 | 0.55 | 0 | 0.00 | 0.00 | 0 | 0 | 0 | 0 | 0.55 |
| 8 | SRIKANTH RAMANUJAM | 22655 | 0.54 | 0 | 0.00 | 0.00 | 0 | 0 | 0 | 0 | 0.54 |
| 9 | RAGHUVAMSA HOLDINGS PRIVATE LIMITED | 16000 | 0.38 | 0 | 0.00 | 0.00 | 0 | 0 | 0 | 0 | 0.38 |
| 10 | S. VIJI | 15626 | 0.38 | 0 | 0.00 | 0.00 | 0 | 0 | 0 | 0 | 0.38 |
| 11 | SRIRAM VIJI | 14258 | 0.34 | 0 | 0.00 | 0.00 | 0 | 0 | 0 | 0 | 0.34 |
| 12 | HARSHA VIJI | 14257 | 0.34 | 0 | 0.00 | 0.00 | 0 | 0 | 0 | 0 | 0.34 |
| 13 | SRIVATS RAM | 14206 | 0.34 | 0 | 0.00 | 0.00 | 0 | 0 | 0 | 0 | 0.34 |
| 14 | CHITRA VIJI | 13252 | 0.32 | 0 | 0.00 | 0.00 | 0 | 0 | 0 | 0 | 0.32 |
| 15 | S. RAM | 9950 | 0.24 | 0 | 0.00 | 0.00 | 0 | 0 | 0 | 0 | 0.24 |
| 16 | PREMA RAMNUJAM | 9542 | 0.23 | 0 | 0.00 | 0.00 | 0 | 0 | 0 | 0 | 0.23 |
| 17 | S. VIJI | 7156 | 0.17 | 0 | 0.00 | 0.00 | 0 | 0 | 0 | 0 | 0.17 |
| 18 | DAYA AMBIRAJAN | 4344 | 0.10 | 0 | 0.00 | 0.00 | 0 | 0 | 0 | 0 | 0.10 |
| 19 | CHITRA VIJI | 4000 | 0.10 | 0 | 0.00 | 0.00 | 0 | 0 | 0 | 0 | 0.10 |
| 20 | ALLEGRO HOLDINGS PRIVATE LIMITED | 4000 | 0.10 | 0 | 0.00 | 0.00 | 0 | 0 | 0 | 0 | 0.10 |
| 21 | VIJAYA RANGARAJAN | 3644 | 0.09 | 0 | 0.00 | 0.00 | 0 | 0 | 0 | 0 | 0.09 |

(I)(c)(i) Statement showing holding of securities (including shares, warrants, convertible securities) of persons belonging to the category "Public" and holding more than 1% of the total number of shares


| Sr. No. | Name of the shareholder | Number of shares held | Shares as a percentage of total number of shares {i.e., Grand Total (A)+(B)+(C) indicated in Statement at para (I)(a) above} | Details of warrants | | Details of convertible securities | | Total shares (including underlying shares assuming full conversion of warrants and convertible securities) as a % of diluted share capital |
|--------------|--------------------------|-----------------------|--|-------------------------|---|---------------------------------------|--|--|
| | | | | Number of warrants held | As a % total number of warrants of the same class | Number of convertible securities held | % w.r.t total number of convertible securities of the same class | |
| 1 | SUNDARAM FINANCE LIMITED | 735392 | 17.68 | 0 | 0 | 0 | 0 | 17.68 |
| 2 | EAST SAIL | 158499 | 3.81 | 0 | 0 | 0 | 0 | 3.81 |
| TOTAL | | 893891 | 21.49 | 0 | 0 | 0 | 0 | 21.49 |

Dayal



(I)(c)(ii) Statement showing holding of securities (including shares, warrants, convertible securities) of persons (together with PAC) belonging to the category "Public" and holding more than 5% of the total number of shares of the company

| Sr. No. | Name(s) of the shareholder(s) and the Persons Acting in Concert (PAC) with them | Number of shares | Shares as a percentage of total number of shares {i.e., Grand Total (A)+(B)+(C) indicated in Statement at para (I)(a) above} | Details of warrants | | Details of convertible securities | | Total shares (including underlying shares assuming full conversion of warrants and convertible securities) as a % of diluted share capital |
|--------------|---|------------------|--|---------------------|---|---------------------------------------|--|--|
| | | | | Number of warrants | As a % total number of warrants of the same class | Number of convertible securities held | % w.r.t total number of convertible securities of the same class | |
| 1 | SUNDARAM FINANCE LIMITED | 735392 | 17.68 | 0 | 0 | 0 | 0 | 17.68 |
| TOTAL | | 735392 | 17.68 | 0 | 0 | 0 | 0 | 17.68 |



| (III) (a) Statement showing voting pattern of shareholders, if more than one class of shares / securities is issued by the issuer | | | | | | | |
|---|-------------------------|--|---------|---------|---------------------|-------------------------------|----------------------------|
| Category code | Category of shareholder | Number of voting Rights each class of securities | | | Total Voting Rights | Total Voting rights i.e. (VI) | |
| | | Class X EQUITY | Class Y | Class Z | | As a percentage of (A+B) | As a percentage of (A+B+C) |
| (I) | (II) | (III) | (IV) | (V) | (VI) | (VII) | (VIII) |
| | | (NOT APPLICABLE) | | | | | |

For INDIA MOTOR PARTS & ACCESSORIES LIMITED

[Signature]
Company Secretary

