

**HOLDING OF SPECIFIED SECURITIES (SHARE HOLDING PATTERN)**  
(As per Regulation 31(1)(b) of SEBI (LODR) Regulations, 2015)

Annexure - I

1 Name of Listed Entity : INDIA MOTOR PARTS & ACCESSORIES LTD

2 Scrip Code / Name of Scrip / Class  
of security : IMPAL / Equity

3 Share Holding Pattern Filed under : Reg.31(1)(b) Quarter Ending as on 31.12.2017

4 **Declaration:** The Listed entity is required to submit the following declaration to the extent of submission of information:-

Particulars :-	Remarks
1 Whether the Listed Entity has issued any partly paid up shares ?	No
2 Whether the Listed Entity has issued any convertible securities or Warrants ?	No
3 Whether the Listed Entity has any shares against which depository receipts are issued ?	No
4 Whether the Listed Entity has any shares in locked -in ?	No
5 Whether any shares held by promoters are pledge or otherwise encumbered ?	No




Table I - Summary Statement holding of specified securities

Category of shareholder (II)	Nos. of shareholders (III)	No. of fully paid up equity shares held (IV)	No. of partly paid-up equity shares held (V)	No. of shares underlying Depository Receipts (VI)	Total nos. shares held (VII) = (IV)+(V)+(VI)	Shareholding as a % of total no. of shares (calculated as per SCRR, 1957) (VIII) As a % of (A+B+C2)	Number of voting rights held in each class of securities (IX)				No of shares Underlying Outstanding convertible securities (including Warrants) (X)	Shareholding, as a % assuming full conversion of convertible securities (as a % of diluted share capital) (XI) = (VII)+(X) As a % of (A+B+C2)	Number of Locked in shares (XII)		Number of shares pledged or otherwise encumbered (XIII)	Number of equity shares held in dematerialized form (XIV)			
							Class eg: X	Class eg: Y	total	Total as a % of (A+B+C)			No. (a)	As a % of total shares held (b)			No. (a)	As a % of total shares held (b)	
Promoter & Promoter Group	34	2555446	0	0	2555446	30.72	2555446	0	2555446	30.72	0	0	0	0	0	0	NA	2555446	
Public	6952	5764129	0	0	5764129	69.28	5764129	0	5764129	69.28	0	0	0	0	0	0	0	NA	5000410
Non Promoter - Non Public	0	0	0	0	0	0	0	0	0	0.00	0	0	0	0	0	0	0	NA	0
Shares underlying DRs	-	-	-	-	NA	-	-	-	-	-	-	-	-	-	-	-	-	NA	-
Shares held by Employee Trusts	-	-	-	-	-	-	-	-	-	-	-	-	-	-	-	-	-	NA	-
<b>Total</b>	<b>6986</b>	<b>8319575</b>	<b>0</b>	<b>0</b>	<b>8319575</b>	<b>100.00</b>	<b>8319575</b>	<b>0</b>	<b>8319575</b>	<b>100.00</b>	<b>0</b>	<b>0</b>	<b>0</b>	<b>0</b>	<b>0</b>	<b>0</b>	<b>0</b>	<b>0</b>	<b>7555856</b>






Table II - Statement showing shareholding pattern of the Promoter and Promoter Group

Category & Name of the Shareholders (I)	No. of Shareholder (III)	No. of fully paid up equity shares held (IV)	Partly paid up equity shares held (V)	Nos. of shares underlying Depository Receipts (VI)	Total nos. Shares held (VII=IV+V+VI)	Shareholding % calculated as per SCRR 1957 As a % of (A+B+C2) (VIII)	Number of Voting Rights held in each class of securities (IX)			No of Shares underlying Outstanding convertible securities (including Warrants) (X)	Shareholding, as a % assuming full conversion of convertible securities (as a percentage of diluted share capital) (XI) = (VII)+(X) as a % of A+B+C2)	Number of Locked in shares (XII)		Number of shares pledged or otherwise encumbered (XIII)		Number of equity shares held in dematerialized form (XIV)
							Class X	Class Y	Total			No. (a)	As a % of total shares held (b)	No. (a)	As a % of total shares held (b)	
I Indian																
(a) Undivided Family	25	620702			620702	7.46	620702		620702	7.46						620702
1 S RAM	1	122618	-	-	122618	1.47	122618	-	122618	1.47	-	-	-	-	-	122618
2 SRIKANTH RAMANUJAM .	1	102558	-	-	102558	1.23	102558	-	102558	1.23	-	-	-	-	-	102558
3 ARJUN RANGARAJAN .	1	48874	-	-	48874	0.59	48874	-	48874	0.59	-	-	-	-	-	48874
4 NIVEDITA RAM .	1	46514	-	-	46514	0.56	46514	-	46514	0.56	-	-	-	-	-	46514
5 GITA RAM .	1	46096	-	-	46096	0.55	46096	-	46096	0.55	-	-	-	-	-	46096
6 S. VIJI .	1	45564	-	-	45564	0.55	45564	-	45564	0.55	-	-	-	-	-	45564
7 CHITRA VIJI .	1	34504	-	-	34504	0.41	34504	-	34504	0.41	-	-	-	-	-	34504
8 SRIRAM VIJI .	1	32516	-	-	32516	0.39	32516	-	32516	0.39	-	-	-	-	-	32516





Category & Name of the Shareholders (I)	No. of Shareholder (III)	No. of fully paid up equity shares held (IV)	Partly paid up equity shares held (V)	Nos. of shares underlying Depository Receipts (VI)	Total nos. Shares held (VII=IV+V+VI)	Shareholding % calculated as per SCRR 1957 As a % of (A+B+C2) (VIII)	Number of Voting Rights held in each class of securities (IX)			No of Shares underlying Outstanding convertible securities (including Warrants) (X)	Shareholding, as a % assuming full conversion of convertible securities ( as a percentage of diluted share capital) (XI) = (VII)+(X) as a % of A+B+C2)	Number of Locked in shares (XII)	Number of shares pledged or otherwise encumbered (XIII)	Number of equity shares held in dematerialized form (XIV)	
(d) Any other (specify)															
Bodies Corporate :-	8	1933432			1933432	23.24	1933432		1933432	23.24				1933432	
1 T V SUNDRAM IYENGAR & SONS PRIVATE LIMITED	1	1819432	-	-	1819432	21.87	1819432	-	1819432	21.87	-	-	-	-	1819432
2 SILVER OAK HOLDINGS PRIVATE LIMITED	1	56000	-	-	56000	0.67	56000	-	56000	0.67	-	-	-	-	56000
3 RAGHUVAMSA HOLDINGS PRIVATE LIMITED	1	32000	-	-	32000	0.38	32000	-	32000	0.38	-	-	-	-	32000
4 ALLEGRO HOLDINGS PRIVATE LIMITED	1	8000	-	-	8000	0.10	8000	-	8000	0.10	-	-	-	-	8000
5 PADMALAKSHMI HOLDINGS PRIVATE LIMITED	1	6000	-	-	6000	0.07	6000	-	6000	0.07	-	-	-	-	6000
6 MAHAM HOLDINGS LIMITED	1	4000	-	-	4000	0.05	4000	-	4000	0.05	-	-	-	-	4000
7 REVATHI HOLDINGS PRIVATE LIMITED	1	4000	-	-	4000	0.05	4000	-	4000	0.05	-	-	-	-	4000
8 ROHINI HOLDINGS PRIVATE LIMITED	1	4000	-	-	4000	0.05	4000	-	4000	0.05	-	-	-	-	4000
<b>Sub total (A) (1)</b>	<b>33</b>	<b>2554134</b>	<b>0</b>	<b>0</b>	<b>2554134</b>	<b>30.70</b>	<b>2554134</b>	<b>0</b>	<b>2554134</b>	<b>30.70</b>	<b>0</b>	<b>0</b>	<b>0</b>	<b>0</b>	<b>2554134</b>





Category & Name of the Shareholders (I)	No. of Shareholder (III)	No. of fully paid up equity shares held (IV)	Partly paid up equity shares held (V)	Nos. of shares underlying Depository Receipts (VI)	Total nos. Shares held (VII=IV+V+VI)	Shareholding % calculated as per SCRR 1957 As a % of (A+B+C2) (VIII)	Number of Voting Rights held in each class of securities (IX)			No of Shares underlying Outstanding convertible securities (including Warrants) (X)	Shareholding, as a % assuming full conversion of convertible securities (as a percentage of diluted share capital) (XI) = (VII)+(X) as a % of A+B+C2)	Number of Locked in shares (XII)	Number of shares pledged or otherwise encumbered (XIII)	Number of equity shares held in dematerialized form (XIV)	
II Foreign															
(a) Individuals ( NRI / Foreign Individuals)															
1 ANANTH RAMANUJAM	1	1312	-	-	1312	0.02	1312	-	1312	0.02	-	-	-	-	1312
(b) Government	-	-	-	-	-	-	-	-	-	-	-	-	-	-	
(c) Institutions	-	-	-	-	-	-	-	-	-	-	-	-	-	-	
(d) Foreign Portfolio Investor	-	-	-	-	-	-	-	-	-	-	-	-	-	-	
(e) Any other (specify)	-	-	-	-	-	-	-	-	-	-	-	-	-	-	
<b>Sub-total (A) (2)</b>	<b>1</b>	<b>1312</b>	<b>0</b>	<b>0</b>	<b>1312</b>	<b>0.02</b>	<b>1312</b>	<b>0</b>	<b>1312</b>	<b>0.016</b>	<b>0</b>	<b>0</b>	<b>0</b>	<b>0</b>	<b>1312</b>
<b>Total Shareholding of Promoter and Promoter Group (A) = (A)(1)+(A)(2)</b>	<b>34</b>	<b>2555446</b>	<b>0</b>	<b>0</b>	<b>2555446</b>	<b>30.72</b>	<b>2555446</b>	<b>0</b>	<b>2555446</b>	<b>30.72</b>	<b>0</b>	<b>0</b>	<b>0</b>	<b>0</b>	<b>2555446</b>

Details of shares which remain unclaimed may be given hear along with details such as number of shareholders, outstanding shares held in demat / Unclaimed suspense A/c, voting rights are frozen etc..

Table III- Statement showing shareholding pattern of the Public shareholder

Category & Name of the Shareholders (I)	No. of Shareholder (III)	No. of fully paid up equity shares held (IV)	Partly paid up equity shares held (V)	Nos. of shares underlying Depository Receipts (VI)	Total nos. Shares held (VII= IV+V+VI)	Shareholding % calculated as per SCRR 1957 As a % of (A+B+C2) (VIII)	Number of Voting Rights held in each class of securities (IX)			No of Shares underlying Outstanding convertible securities (including Warrants) (X)	Total Shareholding, as a % assuming full conversion of convertible securities (as a percentage of diluted share capital) (XI) = (VII)+(X) as a % of (A+B+C2)	Number of Locked in shares (XII)		Number of shares pledged or otherwise encumbered (XIII)		Number of equity shares held in dematerialized form (XIV)
							Class X	Class Y	Total			Total as a % of Total Voting Rights	No. (a)	As a % of total shares held (b)	No. (a)	
I Institutions																
(a) Mutual Funds	-	-	-	-	-	-	-	-	-	-	-	-	-	NA	-	-
(b) Venture capital Funds	-	-	-	-	-	-	-	-	-	-	-	-	-	NA	-	-
(c) Alternate Investment Funds	-	-	-	-	-	-	-	-	-	-	-	-	-	NA	-	-
(d) Foreign Ventures Capital Investors	-	-	-	-	-	-	-	-	-	-	-	-	-	NA	-	-
(e) Foreign Portfolio Investors:-	4	704133			704133	8.46	704133		704133	8.46						704133
PARI WASHINGTON COMPANY PVT. LTD. A/C PARI WASHINGTON INDIA MASTER FUND, LTD.	1	380475	-	-	380475	4.57	380475	-	380475	4.57	-	-	-	NA	-	380475
EAST SAIL	1	317529	-	-	317529	3.82	317529	-	317529	3.82	-	-	-	NA	-	317529
Holding below 1%	2	6129	-	-	6129	0.07	6129	-	6129	0.07	-	-	-	NA	-	6129






Table III- Statement showing shareholding pattern of the Public shareholder

Category & Name of the Shareholders (I)	No. of Shareholder (III)	No. of fully paid up equity shares held (IV)	Partly paid up equity shares held (V)	Nos. of shares underlying Depository Receipts (VI)	Total nos. Shares held (VII= IV+V+VI)	Shareholding % calculated as per SCRR 1957 As a % of (A+B+C2) (VIII)	Number of Voting Rights held in each class of securities (IX)			No of Shares underlying Outstanding convertible securities (including Warrants) (X)	Total Shareholding, as a % assuming full conversion of convertible securities (as a percentage of diluted share capital) (XI) = (VII)+(X) as a % of A+B+C2)	Number of Locked in shares (XII)		Number of shares pledged or otherwise encumbered (XIII)		Number of equity shares held in dematerialized form (XIV)
							No. of Voting rights					No. (a)	As a % of total shares held (b)	No. (a)	As a % of total shares held (b)	
(f) Financial Institutions / Banks	-	-	-	-	-	-	-	-	-	-	-	-	-	NA	-	-
Holding below 1%	1	216	-	-	216	0.00	216	-	216	0.00	-	-	-	NA	-	216
(g) Insurance Companies	-	-	-	-	-	-	-	-	-	-	-	-	-	NA	-	-
(h) Provident Funds / Pension funds	-	-	-	-	-	-	-	-	-	-	-	-	-	NA	-	-
(i) Any other ( Specify)														NA		
<b>Sub Total (B) (1)</b>	<b>5</b>	<b>704349</b>			<b>704349</b>	<b>8.47</b>	<b>704349</b>	<b>0</b>	<b>704349</b>	<b>8.47</b>	<b>0</b>	<b>0</b>	<b>0</b>	<b>0</b>	<b>0</b>	<b>0</b>
2 Central Government / State Government(s) / President of India	-	-	-	-	-	-	-	-	-	-	-	-	-	-	-	-
<b>Sub total (B) (2)</b>	<b>0</b>	<b>0</b>	<b>0</b>	<b>0</b>	<b>0</b>	<b>0.00</b>	<b>0</b>	<b>0</b>	<b>0</b>	<b>0</b>	<b>0</b>	<b>0</b>	<b>0</b>	<b>0</b>	<b>0</b>	<b>0</b>
3 Non Institutions :-	6573	3162795	-	-	3162795	38.02	3162795	-	3162795	38.02	-	-	-	NA		2406004
(a) i. Individuals - i. Individual shareholders holding nominal share capital up to Rs.2 lakhs	6557	2636230	-	-	2636230	31.69	2636230	-	2636230	31.69	-	-	-	NA	-	1975679




Table III- Statement showing shareholding pattern of the Public shareholder

Category & Name of the Shareholders (I)	No. of Shareholder (III)	No. of fully paid up equity shares held (IV)	Partly paid up equity shares held (V)	Nos. of shares underlying Depository Receipts (VI)	Total nos. Shares held (VII= IV+V+VI)	Shareholding % calculated as per SCRR 1957 As a % of (A+B+C2) (VIII)	Number of Voting Rights held in each class of securities (IX)			No of Shares underlying Outstanding convertible securities (including Warrants) (X)	Total Shareholding, as a % assuming full conversion of convertible securities (as a percentage of diluted share capital) (XI) = (VII)+(X) as a % of A+B+C2)	Number of Locked in shares (XII)		Number of shares pledged or otherwise encumbered (XIII)		Number of equity shares held in dematerialized form (XIV)
							No. of Voting rights					No. (a)	As a % of total shares held (b)	No. (a)	As a % of total shares held (b)	
(e) Any other (Specify)	371	353001			353001	4.24	353001		353001	4.24						346073
i Body corporate:-																
Holding below 1%	100	142891	-	-	142891	1.72	142891	-	142891	1.72				NA		137045
ii Clearing Members	21	3429	-	-	3429	0.04	3429	-	3429	0.04	-	-	-	NA	-	3429
iii Trusts	4	1119	-	-	1119	0.01	1119	-	1119	0.01	-	-	-	NA	-	1119
iv HUF	144	61378	-	-	61378	0.74	61378	-	61378	0.74	-	-	-	NA	-	60528
v NRI	100	93784			93784	1.13	93784		93784	1.13	-	-	-	NA	-	93552
vi India Motor Parts & Accessories Ltd - Unclaimed Securities Demat Suspense Account	1	15805	-	-	15805	0.19	15805	-	15805	0.19	-	-	-	NA	-	15805
vii IEPF	1	34595	-	-	34595	0.42	34595	-	34595	0.42	-	-	-	NA	-	34595
<b>Sub Total (B)(3)</b>	<b>6947</b>	<b>5059780</b>	<b>0</b>	<b>0</b>	<b>5059780</b>	<b>60.82</b>	<b>5059780</b>	<b>0</b>	<b>5059780</b>	<b>60.8178</b>	<b>0</b>	<b>0</b>	<b>0</b>	<b>0</b>	<b>0</b>	<b>4296061</b>
<b>Total Public Shareholding (B) = (B)(1)+(B)(2)+(B)(3)</b>	<b>6952</b>	<b>5764129</b>	<b>0</b>	<b>0</b>	<b>5764129</b>	<b>69.28</b>	<b>5764129</b>	<b>0</b>	<b>5764129</b>	<b>69.2839</b>	<b>0</b>	<b>0</b>	<b>0</b>	<b>0</b>	<b>0</b>	<b>5000410</b>

Details of the shareholders acting as persons in Concert including their Shareholding (No. and %)

Details of Shares which remain unclaimed may be given here along with details such as number of shareholders, outstanding shares held in demat/Unclaimed suspense account, voting rights which are frozen etc..






Table III- Statement showing shareholding pattern of the Public shareholder

Category & Name of the Shareholders (I)	No. of Shareholder (III)	No. of fully paid up equity shares held (IV)	Partly paid up equity shares held (V)	Nos. of shares underlying Depository Receipts (VI)	Total nos. Shares held (VII= IV+V+VI)	Shareholding % calculated as per SCRR 1957 As a % of (A+B+C2) (VIII)	Number of Voting Rights held in each class of securities (IX)			No of Shares underlying Outstanding convertible securities (including Warrants) (X)	Total Shareholding, as a % assuming full conversion of convertible securities (as a percentage of diluted share capital) (XI) = (VII)+(X) as a % of A+B+C2)	Number of Locked in shares (XII)		Number of shares pledged or otherwise encumbered (XIII)		Number of equity shares held in dematerialized form (XIV)	
							No. of Voting rights					No. (a)	As a % of total shares held (b)	No. (a)	As a % of total shares held (b)		
ii. Individual shareholders holding nominal share capital in excess of Rs.2 lakhs :-	16	526565	-	-	526565	6.33	526565	-	526565	6.33	-	-	-	-	NA	-	430325
(b) NBFCs registered with RBI :-																	
Holding Morethan 1%																	
SUNDARAM FINANCE LIMITED	1	1540784	-	-	1540784	18.52	1540784	-	1540784	18.52	-	-	-	-	NA	-	1540784
Holding below 1%	2	3200	-	-	3200	0.04	3200	-	3200	0.04	-	-	-	-	NA	-	3200
(c) Employee Trusts	-	-	-	-	-	-	-	-	-	-	-	-	-	-	NA	-	-
(d) Overseas Depositories (holding DRs) (balancing figure)	-	-	-	-	-	-	-	-	-	-	-	-	-	-	NA	-	-

