

HOLDING OF SPECIFIED SECURITIES (SHARE HOLDING PATTERN)
(As per Regulation 31(1)(b) of SEBI (LODR) Regulations, 2015)

Annexure - I

1 Name of Listed Entity : INDIA MOTOR PARTS & ACCESSORIES LTD

2 Scrip Code / Name of Scrip / Class
of security : IMPAL / Equity

3 Share Holding Pattern Filed under : Reg.31(1)(b) Quarter Ending as on 30.06.2019

4 **Declaration:** The Listed entity is required to submit the following declaration to the extent of submission of information:-

Particulars :-	Remarks
1 Whether the Listed Entity has issued any partly paid up shares ?	No
2 Whether the Listed Entity has issued any convertible securities or Warrants ?	No
3 Whether the Listed Entity has any shares against which depository receipts are issued ?	No
4 Whether the Listed Entity has any shares in locked -in ?	No
5 Whether any shares held by promoters are pledge or otherwise encumbered ?	No
6 Whether the Listed Entity has issued any differential Voting Rights?	No
7 Whether the Listed Entity has issued any Warrants ?	No
8 Whether the listed entity has any significant beneficial owner?	No




Table I - Summary Statement holding of specified securities

Category (I)	Category of shareholder (II)	Nos. of shareholders (III)	No. of fully paid up equity shares held (IV)	No. of partly paid-up equity shares held (V)	No. of shares underlying Depository Receipts (VI)	Total nos. shares held (VII) = (IV)+(V)+(VI)	Shareholding as a % of total no. of shares (calculated as per SCRR, 1957) (VIII) As a % of (A+B+C2)	Number of voting rights held in each class of securities (IX)			No of shares Underlying Outstanding convertible securities (including Warrants) (X)	Shareholding, as a % assuming full conversion of convertible securities (as a % of diluted share capital) (XI) = (VII)+(X) As a % of (A+B+C2)	Number of Locked in shares (XII)		Number of shares pledged or otherwise encumbered (XII)	Number of equity shares held in dematerialized form (XIV)	
								Class eg: X	Class eg: Y	total			Total as a % of (A+B+C)	No. (a)			As a % of total shares held (b)
A)	Promoter & Promoter Group	34	2555446	0	0	2555446	30.71	2555446	0	2555446	30.71	0	0	0	0	NA	2555446
B)	Public	7460	5764554	0	0	5764554	69.29	5764554	0	5764554	69.29	0	0	0	0	NA	5242749
C)	Non Promoter - Non Public	0	0	0	0	0	0	0	0	0	0.00	0	0	0	0	NA	0
1)	Shares underlying DRs	-	-	-	-	NA	-	-	-	-	-	-	-	-	-	NA	-
2)	Shares held by Employee Trusts	-	-	-	-	-	-	-	-	-	-	-	-	-	-	NA	-
	Total	7494	8320000	0	0	8320000	100.0	8320000	0	8320000	100.0	0	0	0	0	0	7798195






Table II - Statement showing shareholding pattern of the Promoter and Promoter Group


Category & Name of the Shareholders (I)	No. of Shareholder (III)	No. of fully paid up equity shares held (IV)	Partly paid up equity shares held (V)	Nos. of shares underlying Depository Receipts (VI)	Total Shares held (VII=IV+V+VI)	Shareholding % calculated as per SCRR 1957 As a % of (A+B+C2) (VIII)	Number of Voting Rights held in each class of securities (IX)			No of Shares underlying Outstanding convertible securities (including Warrants) (X)	Shareholding, as a % assuming full conversion of convertible securities (as a percentage of diluted share capital) (XI) = (VII)+(X) as a % of A+B+C2)	Number of Locked in shares (XII)		Number of shares pledged or otherwise encumbered (XIII)	Number of equity shares held in dematerialized form (XIV)
							Class X	Class Y	Total			No. (a)	As a % of total shares held (b)		
I	Indian														
(a)	Individuals / Hindu Undivided Family	25	620702		620702	7.46	620702		620702	7.46					620702
1	SRIKANTH RAMANUJAM .	1	102558	-	102558	1.23	102558	-	102558	1.23	-	-	-	-	102558
2	VIJAYA RANGARAJAN .	1	94005	-	94005	1.13	94005	-	94005	1.13	-	-	-	-	94005
3	ARJUN RANGARAJAN .	1	48874	-	48874	0.59	48874	-	48874	0.59	-	-	-	-	48874
4	NIVEDITA RAM .	1	46514	-	46514	0.56	46514	-	46514	0.56	-	-	-	-	46514
5	GITA RAM .	1	46096	-	46096	0.55	46096	-	46096	0.55	-	-	-	-	46096




Sl. No.	Category & Name of the Shareholders (I)	No. of Shareholder (III)	No. of fully paid up equity shares held (IV)	Partly paid up equity shares held (V)	Nos. of shares underlying Depository Receipts (VI)	Total nos. Shares held (VII=IV+V+VI)	Shareholding % calculated as per SCRR 1957 As a % of (A+B+C2) (VIII)	Number of Voting Rights held in each class of securities (IX)				No of Shares underlying Outstanding convertible securities (including Warrants) (X)	Shareholding, as a % assuming full conversion of convertible securities (as a percentage of diluted share capital) (XI) = (VII)+(X) as a % of A+B+C2)	Number of Locked in shares (XII)	Number of shares pledged or otherwise encumbered (XIII)	Number of equity shares held in dematerialized form (XIV)
								Equity Shares	Preference Shares	Convertible Securities	Warrants					
6	S. VIJI .	1	45564	-	-	45564	0.55	45564	-	45564	0.55	-	-	-	-	45564
7	SRIRAM VIJI .	1	47198	-	-	47198	0.57	47198	-	47198	0.57	-	-	-	-	47198
8	HARSHA VIJI .	1	47198	-	-	47198	0.57	47198	-	47198	0.57	-	-	-	-	47198
9	CHITRA VIJI .	1	34504	-	-	34504	0.41	34504	-	34504	0.41	-	-	-	-	34504
10	SRIVATS RAM .	1	29144	-	-	29144	0.35	29144	-	29144	0.35	-	-	-	-	29144
11	S. RAM .	1	19900	-	-	19900	0.24	19900	-	19900	0.24	-	-	-	-	19900
12	PREMA RAMNUJAM .	1	19084	-	-	19084	0.23	19084	-	19084	0.23	-	-	-	-	19084
13	DAYA AMBIRAJAN .	1	11746	-	-	11746	0.14	11746	-	11746	0.14	-	-	-	-	11746
14	SUMANTH RAMANUJAM	1	4504	-	-	4504	0.05	4504	-	4504	0.05	-	-	-	-	4504
15	ADITYA S RAMANUJAM	1	4212	-	-	4212	0.05	4212	-	4212	0.05	-	-	-	-	4212
16	RUPA SRIKANTH .	1	3600	-	-	3600	0.04	3600	-	3600	0.04	-	-	-	-	3600
17	TARIKA RAM (MINOR) .	1	3059	-	-	3059	0.04	3059	-	3059	0.04	-	-	-	-	3059
18	RANJAN AMBIRAJAN (MINOR) .	1	3058	-	-	3058	0.04	3058	-	3058	0.04	-	-	-	-	3058
19	ARUNA SANKARANARAYANAN .	1	2492	-	-	2492	0.03	2492	-	2492	0.03	-	-	-	-	2492
20	R. RAMANUJAM .	1	2344	-	-	2344	0.03	2344	-	2344	0.03	-	-	-	-	2344
21	S. VIJI (HUF) .	1	1760	-	-	1760	0.02	1760	-	1760	0.02	-	-	-	-	1760
22	DEEPA RAMAPRASAD	1	1200	-	-	1200	0.01	1200	-	1200	0.01	-	-	-	-	1200
23	TULSI S. RAMANUJAM (MINOR) .	1	800	-	-	800	0.01	800	-	800	0.01	-	-	-	-	800



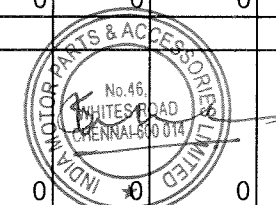
	Category & Name of the Shareholders (I)	No. of Shareholder (III)	No. of fully paid up equity shares held (IV)	Partly paid up equity shares held (V)	Nos. of shares underlying Depository Receipts (VI)	Total nos. Shares held (VII=IV+V+VI)	Shareholding % calculated as per SCRR 1957 As a % of (A+B+C2) (VIII)	Number of Voting Rights held in each class of securities (IX)				No of Shares underlying Outstanding convertible securities (including Warrants) (X)	Shareholding, as a % assuming full conversion of convertible securities (as a percentage of diluted share capital) (XI) = (VII)+(X) as a % of A+B+C2)	Number of Locked in shares (XII)		Number of shares pledged or otherwise encumbered (XIII)		Number of equity shares held in dematerialized form (XIV)
24	SANJANA TARA RAMANUJAM	1	800	-	-	800	0.01	800	-	800	0.01	-	-	-	-	-	-	800
25	SRIVATS RAM (HUF)	1	488	-	-	488	0.01	488	-	488	0.01	-	-	-	-	-	-	488
(b)	Central Government / State Governments	-	-	-	-	-	-	-	-	-	-	-	-	-	-	-	-	-
(c)	Financial Institutions / Banks	-	-	-	-	-	-	-	-	-	-	-	-	-	-	-	-	-
(d)	Any other (specify)																	
	Bodies Corporate :-	8	1933432			1933432	23.24	1933432		1933432	23.24							1933432
1	T V SUNDRAM IYENGAR & SONS PRIVATE LIMITED	1	1819432	-	-	1819432	21.87	1819432	-	1819432	21.87	-	-	-	-	-	-	1819432
2	SILVER OAK HOLDINGS PRIVATE LIMITED	1	56000	-	-	56000	0.67	56000	-	56000	0.67	-	-	-	-	-	-	56000
3	RAGHUVAMSA HOLDINGS PRIVATE LIMITED	1	32000	-	-	32000	0.38	32000	-	32000	0.38	-	-	-	-	-	-	32000



	Category & Name of the Shareholders (I)	No. of Shareholder (III)	No. of fully paid up equity shares held (IV)	Partly paid up equity shares held (V)	Nos. of shares underlying Depository Receipts (VI)	Total nos. Shares held (VII= IV+V+VI)	Shareholding % calculates as per SCRR 1957 As a % of (A+B+C2) (VIII)	Number of Voting Rights held in each class of securities (IX)			No of Shares underlying Outstanding convertible securities (including Warrants) (X)	Shareholding, as a % assuming full conversion of convertible securities (as a percentage of diluted share capital) (XI) = (VII)+(X) as a % of A+B+C2)	Number of Locked in shares (XII)		Number of shares pledged or otherwise encumbered (XIII)		Number of equity shares held in dematerialized form (XIV)
4	ALLEGRO HOLDINGS PRIVATE LIMITED	1	8000	-	-	8000	0.10	8000	-	8000	0.10	-	-	-	-	-	8000
5	PADMALAKSHMI HOLDINGS PRIVATE LIMITED	1	6000	-	-	6000	0.07	6000	-	6000	0.07	-	-	-	-	-	6000
6	MAHAM HOLDINGS LIMITED	1	4000	-	-	4000	0.05	4000	-	4000	0.05	-	-	-	-	-	4000
7	REVATHI HOLDINGS PRIVATE LIMITED	1	4000	-	-	4000	0.05	4000	-	4000	0.05	-	-	-	-	-	4000
8	ROHINI HOLDINGS PRIVATE LIMITED	1	4000	-	-	4000	0.05	4000	-	4000	0.05	-	-	-	-	-	4000
	Sub total (A) (1)	33	2554134	0	0	2554134	30.70	2554134	0	2554134	30.70	0	0	0	0	0	2554134



	Category & Name of the Shareholders (I)	No. of Shareholder (III)	No. of fully paid up equity shares held (IV)	Partly paid up equity shares held (V)	Nos. of shares underlying Depository Receipts (VI)	Total nos. Shares held (VII= IV+V+VI)	Shareholding % calculated as per SCRR 1957 As a % of (A+B+C2) (VIII)	Number of Voting Rights held in each class of securities (IX)			No of Shares underlying Outstanding convertible securities (including Warrants) (X)	Shareholding, as a % assuming full conversion of convertible securities (as a percentage of diluted share capital) (XI) = (VII)+(X) as a % of A+B+C2)	Number of Locked in shares (XII)	Number of shares pledged or otherwise encumbered (XIII)	Number of equity shares held in dematerialized form (XIV)	
II	Foreign															
(a)	Individuals (NRI / Foreign Individuals)															
1	ANANTH RAMANUJAM	1	1312	-	-	1312	0.01	1312	-	1312	0.01	-	-	-	-	1312
(b)	Government	-	-	-	-	-	-	-	-	-	-	-	-	-	-	
(c)	Institutions	-	-	-	-	-	-	-	-	-	-	-	-	-	-	
(d)	Foreign Portfolio Investor	-	-	-	-	-	-	-	-	-	-	-	-	-	-	
(e)	Any other (specify)	-	-	-	-	-	-	-	-	-	-	-	-	-	-	
	Sub-total (A) (2)	1	1312	0	0	1312	0.01	1312	0	1312	0.01	0	0	0	0	1312
	Total Shareholding of Promoter and Promoter Group (A) = (A)(1)+(A)(2)	34	2555446	0	0	2555446	30.71	2555446	0	2555446	30.71	0	0	0	0	2555446



Details of shares which remain unclaimed may be given here along with details such as number of shareholders, outstanding shares held in demat / Unclaimed suspense A/c, voting rights are frozen etc..

Table III- Statement showing shareholding pattern of the Public shareholder

Category & Name of the Shareholders (I)	No. of Shareholder (III)	paid up equity shares held	fully paid up	of shares	Shares held (VII=IV+V+VI)	Holding % calculated as	Number of Voting Rights held in each class of securities (IX)			Shares underlying	Shareholding, as a %	Number of Locked in shares (XII)		shares pledged or otherwise		equity shares held in
							Class X	Class Y	Total			Total as a % of Total Voting Rights	No. (a)	As a % of total shares held (b)	No. (a)	
Institutions																
Mutual Funds	-	-	-	-	-	-	-	-	-	-	-	-	-	NA	-	-
Venture capital Funds	-	-	-	-	-	-	-	-	-	-	-	-	-	NA	-	-
Alternate Investment Funds	-	-	-	-	-	-	-	-	-	-	-	-	-	NA	-	-
Foreign Ventures Capital Investors	-	-	-	-	-	-	-	-	-	-	-	-	-	NA	-	-
Foreign Portfolio Investors:-	6	754169			754169	9.06	754169		754169	9.06						754169
ARI WASHINGTON INDIA MASTER FUND, LTD.	1	729899	-	-	729899	8.77	729899	-	729899	8.77	-	-	-	NA	-	729899
Holding below 1%	5	24270	-	-	24270	0.29	24270	-	24270	0.29	-	-	-	NA	-	24270




Table III- Statement showing shareholding pattern of the Public shareholder

Category & Name of the Shareholders (I)	No. of Shareholder (III)	paid up equity shares held	y paid up	of shares	Shares held (VII= IV+V+VI)	lding % calculat ed as	Number of Voting Rights held in each class of securities (IX)				Shares underl ying	Sharehol ding, as a %	Number of Locked in shares (XII)		shares pledged or otherwise		equity shares held in
							No of Voting rights						No. (a)	As a % of total shares held (b)	No. (a)	As a % of total shares held (b)	
Financial Institutions / Banks	-	-	-	-	-	-	-	-	-	-	-	-	-	NA	-	-	-
Holding below 1%	2	289	-	-	289	0.00	289	-	289	0.00	-	-	-	NA	-	-	289
Insurance Companies	-	-	-	-	-	-	-	-	-	-	-	-	-	NA	-	-	-
Provident Funds / Pension funds	-	-	-	-	-	-	-	-	-	-	-	-	-	NA	-	-	-
Any other (Specify)														NA			
Sub Total (B) (1)	8	754458			754458	9.07	754458	0	754458	9.07	0	0	0	0	0	0	754458
Central Government / State Government(s) / President of India	-	-	-	-	-	-	-	-	-	-	-	-	-	-	-	-	-
Sub total (B) (2)	0	0	0	0	0	0.00	0	0	0	0.00	0	0	0	0	0	0	0




Table III- Statement showing shareholding pattern of the Public shareholder

Category & Name of the Shareholders (I)	No. of Shareholder (III)	paid up equity shares held	y paid up	of shares	Shares held (VII= IV+V+VI)	Holding % calculated as	Number of Voting Rights held in each class of securities (IX)			Shares underlying	Shareholding, as a %	Number of Locked in shares (XII)		shares pledged or otherwise		equity shares ¹¹ held in	
							No of Voting rights					No. (a)	As a % of total shares held (b)	No. (a)	As a % of total shares held (b)		
Non Institutions :-	7034	3132779	-	-	3132779	37.65	3132779	-	3132779	37.65	-	-	-	-	NA	-	2617902
Individuals - i. Individual shareholders holding nominal share capital up to Rs.2 lakhs	7018	2572158	-	-	2572158	30.92	2572158	-	2572158	30.92	-	-	-	-	NA	-	2091409
Individual shareholders holding nominal share capital in excess of Rs.2 lakhs :-	16	560621	-	-	560621	6.74	560621	-	560621	6.74	-	-	-	-	NA	-	526493
JBFCs registered with RBI :-																	
holding below 1%	2	3200	-	-	3200	0.04	3200	-	3200	0.04	-	-	-	-	NA	-	3200
Employee Trusts	-	-	-	-	-	-	-	-	-	-	-	-	-	-	NA	-	-
Overseas Depositories (holding DRs) (balancing figure)	-	-	-	-	-	-	-	-	-	-	-	-	-	-	NA	-	-




Table III- Statement showing shareholding pattern of the Public shareholder

Category & Name of the Shareholders (I)	No. of Shareholder (III)	paid up equity shares held	fully paid up	of shares	Shares held (VII=IV+V+VI)	Shareholding % calculated as	Number of Voting Rights held in each class of securities (IX)		Shares underlying	Shareholding, as a %	Number of Locked in shares (XII)		shares pledged or otherwise		equity shares held in
							No of Voting rights				No. (a)	As a % of total shares held (b)	No. (a)	As a % of total shares held (b)	
Any other (Specify)	416	1874117			1874117	22.53	1874117		1874117	22.53					1867189
Body corporate:-															
holding More than 1%															
SUNDARAM FINANCE HOLDINGS LIMITED	1	1540784	-	-	1540784	18.52	1540784	-	1540784	18.52	-	-	NA	-	1540784
holding below 1%	93	81271	-	-	81271	0.98	81271	-	81271	0.98	-	-	NA	-	75425
Clearing Members	11	819	-	-	819	0.01	819	-	819	0.01	-	-	NA	-	819
Trusts	1	400	-	-	400	0.00	400	-	400	0.00	-	-	NA	-	400
MUF	176	68974	-	-	68974	0.83	68974	-	68974	0.83	-	-	NA	-	68124
MIRI	132	126832			126832	1.52	126832		126832	1.52	-	-	NA	-	126600
India Motor Parts & Accessories Ltd - Unclaimed Securities Demat Suspense Account	1	15079	-	-	15079	0.18	15079	-	15079	0.18	-	-	NA	-	15079
EPF	1	39958	-	-	39958	0.48	39958	-	39958	0.48	-	-	NA	-	39958
Sub Total (B)(3)	7452	5010096	0	0	5010096	60.22	5010096	0	5010096	60.22	0	0	0	0	4488291
Total Public Shareholding (B) = (B)(1)+(B)(2)+(B)(3)	7460	5764554	0	0	5764554	69.29	5764554	0	5764554	69.29	0	0	0	0	5242749

Details of the shareholders acting as persons in Concert including their Shareholding (No. and %)

Details of Shares which remain unclaimed may be given here along with details such as number of shareholders, outstanding shares held in demat/Unclaimed suspense account, voting rights which are frozen etc..



Table IV - Statement showing shareholding pattern of the Non Public shareholder

Category & Name of the Shareholders (I)	PAN (II)	No. of Shareholder (III)	No. of fully paid up equity shares held (IV)	Partly paid up equity shares held (V)	Nos. of shares underlying Depository Receipts (VI)	Total nos. Shares held (VII= IV+V+VI)	Shareholding % calculated as per SCRR 1957 As a % of (A+B+C2) (VIII)	Number of Voting Rights held in each class of securities (IX)			No of Shares underlying Outstanding convertible securities (including Warrants) (X)	Total shareholding as a % assuming full conversion of convertible securities (as a percent age of diluted share capital) (XI)	Number of Locked in shares (XII)		Number of shares pledged or otherwise encumbered (XIII)		Number of equity shares held in dematerialized form (XIV) (Not applicable)
								Class X	Class Y	Total			No.	As a % of total shares held	No. (not applicable)	As a % of total shares held (Not applicable)	
Custodian / DR holder	-	-	-	-	-	-	-	-	-	-	-	-	-	-	-	NA	-
Name of DR Holder (if available)	-	-	-	-	-	-	-	-	-	-	-	-	-	-	-	NA	-
Employee Benefit Trust (Under SEBI (share based employee Benefit) Regulations 2014)	-	-	-	-	-	-	-	-	-	-	-	-	-	-	-	NA	-
Total Non- Promoter - Non Public shareholding (C) = (C)(1) + (C)(2)	0	0	0	0	0	0	0	0	0	0	0	0	0	0	0	0	0

